

काशी हिन्दू
विश्वविद्यालय



BANARAS HINDU
UNIVERSITY


ट्रौमा सेंटर एवं सुपरस्पेशियलिटी हॉस्पिटल
चिकित्सा विज्ञान संस्थान
Trauma Centre & Superspecialty Hospital
Institute of Medical Sciences

An Institution of National Importance established by an Act of Parliament

No. IMS-TC/2017-18/ 5269

The Director

Institute of Medical Sciences
Banaras Hindu University



December 13, 2017

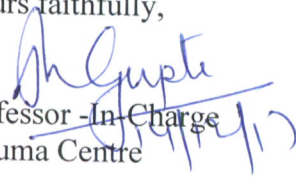
Sub: Census report of Trauma Centre for the month of November 2017

Dear Sir,

I am enclosing herewith the census report of Trauma Centre for the month of November 2017 for necessary action at your end.

Thanking you,


Yours faithfully,


Professor -In-Charge
Trauma Centre

Encl: as above



Varanasi- 221005, UP, INDIA
Mob: +91 9415203087, F ax: 0542-2368712
Office. Tel : 0542-2366444;
e: osdtraumabh@bhu@gmail.com,
w : www.ims.bhu.nic.in/ims

Ms. Bose, pl.

16/12

Trauma Centre & Superspeciality Hospital				
November 2017		OPD		
Date	ORTHO OPD	PLASTIC OPD	GENERAL SURGERY	TOTAL
01.11.2017	330	99	14	443
02.11.2017	353	90	17	460
03.11.2017	305	0	0	305
04.11.2017	389	78	17	484
05.11.2017	0	0	0	0
06.11.2017	443	0	0	443
07.11.2017	664	92	0	756
08.11.2017	354	79	64	497
09.11.2017	310	70	24	404
10.11.2017	314	0	0	314
11.11.2017	443	65	15	523
12.11.2017	0	0	0	0
13.11.2017	474	0	0	474
14.11.2017	522	87	0	609
15.11.2017	281	100	30	411
16.11.2017	369	74	15	458
17.11.2017	237	0	0	237
18.11.2017	383	78	20	481
19.11.2017	0	0	0	0
20.11.2017	421	0	0	421
21.11.2017	511	93	0	604
22.11.2017	245	77	28	350
23.11.2017	261	61	14	336
24.11.2017	220	0	0	220
25.11.2017	303	66	17	386
26.11.2017	0	0	0	0
27.11.2017	383	0	0	383
28.11.2017	450	86	0	536
29.11.2017	242	75	26	343
30.11.2017	263	72	9	344
TOTAL	9470	1442	310	11222

Trauma Centre & Superspeciality Hospital

November 2017

No of Patients Coming to Triage

Date	POLY TRAUMA	NEURO	ORTHO	TRAUMA SURGERY	PLASTIC	OFMS	LAMA	DEATH	OTHER	TOTAL
01.11.2017	7	13	15	3	1	0	0	2	0	41
02.11.2017	13	11	9	1	0	0	0	0	0	34
03.11.2017	22	11	12	0	0	1	3	0	1	50
04.11.2017	19	13	25	0	1	1	2	0	0	61
05.11.2017	11	14	10	4	1	0	1	0	0	41
06.11.2017	21	11	7	1	0	0	0	1	0	41
07.11.2017	18	17	12	6	1	0	0	0	1	55
08.11.2017	10	12	5	6	0	0	0	0	0	33
09.11.2017	20	9	5	1	1	0	1	1	0	38
10.11.2017	10	8	14	2	1	4	2	0	0	41
11.11.2017	8	10	12	4	0	1	0	0	0	35
12.11.2017	19	16	8	4	0	0	3	3	0	53
13.11.2017	13	9	4	3	1	0	0	0	0	30
14.11.2017	17	14	18	0	2	0	2	2	0	55
15.11.2017	17	18	9	6	2	0	0	0	0	52
16.11.2017	14	8	8	3	1	1	2	0	1	38
17.11.2017	24	9	14	0	0	0	2	1	1	51
18.11.2017	23	12	13	2	0	1	2	0	0	53
19.11.2017	26	12	17	2	0	0	1	1	1	60
20.11.2017	20	12	15	2	1	0	1	1	0	52
21.11.2017	22	16	15	1	4	0	0	1	0	59
22.11.2017	22	10	11	3	1	0	0	1	0	48
23.11.2017	19	14	13	2	3	0	2	1	0	54
24.11.2017	19	11	12	6	1	3	1	1	1	55
25.11.2017	17	17	10	1	0	1	1	3	0	50
26.11.2017	26	17	8	2	1	2	0	2	0	58
27.11.2017	10	15	7	2	1	0	1	0	0	36
28.11.2017	24	10	14	2	1	0	0	0	0	51
29.11.2017	10	8	19	3	1	1	0	1	0	43
30.11.2017	20	13	16	2	2	0	2	1	0	56
TOTAL	521	370	357	74	28	16	29	23	6	1424

TRAUMA CENTRE & SUPERSPECIALITY HOSPITAL IMS, BHU INPATIENT DATA

November 2017

EMERGENCY & TREATMENT WARD

TOTAL BED	31						
Date	ADMITTED PATIENTS	ADMISSIONS	TRANSFER IN	TRANSFER OUT	DISCHARGED PATIENTS	LAMA	DEATH
01.11.2017	24	0	4	1	1	0	0
02.11.2017	26	1	5	0	1	0	0
03.11.2017	31	0	1	1	3	0	0
04.11.2017	28	0	9	6	3	0	0
05.11.2017	28	0	3	3	2	0	0
06.11.2017	26	0	12	7	3	0	0
07.11.2017	28	3	5	5	2	0	0
08.11.2017	29	1	3	4	3	0	0
09.11.2017	25	0	5	5	0	0	0
10.11.2017	25	0	5	3	0	0	0
11.11.2017	27	0	5	5	3	0	0
12.11.2017	24	0	6	3	1	1	1
13.11.2017	24	2	6	4	2	0	0
14.11.2017	26	0	9	2	6	0	2
15.11.2017	25	0	5	3	2	0	0
16.11.2017	25	0	6	5	1	0	0
17.11.2017	25	3	2	3	0	0	0
18.11.2017	27	0	5	1	1	0	0
19.11.2017	30	0	7	7	5	0	0
20.11.2017	25	0	9	4	2	0	0
21.11.2017	28	0	7	7	2	0	1
22.11.2017	25	1	12	1	8	0	0
23.11.2017	28	1	6	1	3	0	0
24.11.2017	31	0	5	6	0	0	0
25.11.2017	30	0	3	4	3	0	0
26.11.2017	26	0	6	3	3	0	0
27.11.2017	28	0	6	3	2	0	0
28.11.2017	28	0	5	6	2	0	0
29.11.2017	25	0	8	4	3	0	0
30.11.2017	26	1	4	1	1	0	0
TOTAL	803	13	174	108	68	1	4

**TRAUMA CENTRE & SUPERSPECIALITY HOSPITAL IMS BHU
INPATIENT DATA**

November 2017		I. C. U.			
TOTAL BED	27				
Date	ADMITTED PATIENTS	TRANSFER IN	TRANSFER OUT	LAMA	DEATH
01.11.2017	25	2	0	0	1
02.11.2017	26	4	1	0	3
03.11.2017	26	1	0	0	1
04.11.2017	26	3	1	1	2
05.11.2017	25	3	1	0	1
06.11.2017	26	2	2	0	0
07.11.2017	26	1	1	0	0
08.11.2017	26	1	1	0	1
09.11.2017	25	1	0	0	1
10.11.2017	25	1	0	0	1
11.11.2017	25	2	0	0	0
12.11.2017	27	2	1	0	1
13.11.2017	27	1	0	0	1
14.11.2017	27	2	2	0	0
15.11.2017	27	0	0	0	0
16.11.2017	27	2	2	0	2
17.11.2017	25	3	2	1	2
18.11.2017	23	3	0	0	0
19.11.2017	26	3	3	0	0
20.11.2017	26	0	0	0	0
21.11.2017	25	5	2	0	1
22.11.2017	27	0	2	0	0
23.11.2017	25	4	2	0	2
24.11.2017	25	1	1	0	2
25.11.2017	23	5	1	0	2
26.11.2017	25	3	1	0	2
27.11.2017	25	0	1	0	1
28.11.2017	23	2	1	0	0
29.11.2017	24	2	0	1	0
30.11.2017	25	2	4	0	2
TOTAL	763	61	32	3	29

TRAUMA CENTRE & SUPERSPECIALITY HOSPITAL IMS, BHU INPATIENT DATA

November 2017									
PLASTIC SURGERY WARD									
TOTAL BED	30								
DATE	ADMITTED PATIENTS	ADMISSIONS	TRANSFER IN	TRANSFER OUT	DISCHARGED PATIENTS	LAMA	DEATH	TOTAL	
01.11.2017	25	6	0	0	5	0	0	26	
02.11.2017	26	3	0	1	1	0	0	27	
03.11.2017	27	0	0	2	2	1	0	22	
04.11.2017	24	0	0	0	0	0	0	24	
05.11.2017	22	6	0	0	3	0	0	25	
06.11.2017	22	2	0	0	4	0	0	23	
07.11.2017	25	3	1	0	1	0	0	26	
08.11.2017	23	1	0	0	6	0	0	23	
09.11.2017	28	1	0	0	6	0	0	23	
10.11.2017	28	2	2	0	3	0	0	24	
11.11.2017	23	0	0	0	0	0	0	24	
12.11.2017	24	6	0	1	4	1	0	24	
13.11.2017	24	0	1	0	2	0	0	23	
14.11.2017	24	2	2	0	0	0	0	27	
15.11.2017	27	0	0	0	1	0	0	26	
16.11.2017	26	1	0	0	3	0	0	24	
17.11.2017	26	0	0	0	3	0	0	21	
18.11.2017	24	0	0	0	0	0	0	21	
19.11.2017	21	4	0	0	4	0	0	21	
20.11.2017	21	4	1	0	1	0	0	25	
21.11.2017	21	1	1	0	1	0	0	26	
22.11.2017	25	1	0	0	4	0	0	23	
23.11.2017	26	1	0	0	1	0	0	23	
24.11.2017	23	3	0	0	5	0	0	21	
25.11.2017	23	0	0	0	1	0	0	20	
26.11.2017	21	1	1	0	3	0	0	19	
27.11.2017	20	4	0	0	2	0	0	21	
28.11.2017	19	3	0	0	0	0	0	24	
29.11.2017	21	3	1	0	1	0	0	27	
30.11.2017	24	3	1	0	1	0	0	27	
TOTAL	710	58	10	4	67	2	0	705	

TRAUMA CENTRE & SUPERSPECIALITY HOSPITAL IMS BHU INPATIENT DATA

November 2017		POLY TRAUMA WARD					
TOTAL BED	38						
DATE	ADMITTED PATIENTS	New ADMISSIONS	TRANSFER IN	TRANSFER OUT	DISCHARGED PATIENTS	LAMA	DEATH
01.11.2017	35	1	2	1	2	0	0
02.11.2017	35	0	4	3	3	0	0
03.11.2017	33	0	2	0	5	0	0
04.11.2017	30	1	5	0	3	0	0
05.11.2017	33	0	4	0	5	0	1
06.11.2017	31	0	6	0	3	0	0
07.11.2017	34	0	4	0	2	1	0
08.11.2017	36	0	3	0	5	1	0
09.11.2017	35	0	2	0	6	0	0
10.11.2017	35	0	2	0	6	0	0
11.11.2017	31	2	4	0	3	0	0
12.11.2017	34	0	2	0	4	0	0
13.11.2017	32	1	3	0	4	0	0
14.11.2017	32	0	2	0	3	0	0
15.11.2017	32	2	5	0	4	0	0
16.11.2017	35	0	2	0	3	0	0
17.11.2017	34	0	1	0	2	0	0
18.11.2017	33	0	3	0	2	0	0
19.11.2017	34	0	4	0	4	0	0
20.11.2017	34	0	5	0	5	0	0
21.11.2017	34	0	3	0	1	0	0
22.11.2017	36	0	1	0	2	0	0
23.11.2017	35	0	3	0	3	0	0
24.11.2017	35	1	1	0	2	0	0
25.11.2017	35	1	7	0	8	0	0
26.11.2017	35	1	3	0	5	0	0
27.11.2017	34	1	2	0	0	0	0
28.11.2017	37	0	2	1	1	0	0
29.11.2017	37	1	3	1	3	0	0
30.11.2017	37	0	1	0	0	0	0
TOTAL	1023	12	91	6	99	2	1

**TRAUMA CENTRE & SUPERSPECIALITY HOSPITAL IMS BHU INPATIENT DATA ON
NEURO SURGERY WARD**

November 2017							
NEURO SURGERY WARD							
TOTAL BEDS	68						
DATE	ADMITTED PATIENTS	ADMISSIONS	TRANSFER IN	TRANSFER OUT	DISCHARGED PATIENTS	LAMA	DEATH
01.11.2017	65	4	3	0	8	0	0
02.11.2017	63	3	9	1	9	0	0
03.11.2017	66	3	3	0	5	0	0
04.11.2017	65	6	5	1	11	0	0
05.11.2017	63	1	6	0	5	0	0
06.11.2017	64	3	9	0	8	0	0
07.11.2017	67	7	3	1	12	0	0
08.11.2017	64	2	5	0	8	0	0
09.11.2017	64	7	2	0	7	0	0
10.11.2017	64	7	2	0	7	0	0
11.11.2017	64	3	4	0	11	0	0
12.11.2017	59	1	4	1	3	0	0
13.11.2017	60	3	4	1	6	0	0
14.11.2017	60	1	3	1	4	0	0
15.11.2017	62	0	5	0	11	0	0
16.11.2017	57	1	7	0	8	0	0
17.11.2017	57	5	6	0	3	0	0
18.11.2017	65	2	7	1	13	0	0
19.11.2017	60	0	10	0	6	0	0
20.11.2017	62	1	6	0	5	0	0
21.11.2017	63	5	2	0	3	0	0
22.11.2017	65	1	3	1	5	1	0
23.11.2017	62	0	10	0	7	0	0
24.11.2017	65	3	4	1	4	0	0
25.11.2017	67	4	3	2	7	0	0
26.11.2017	65	3	5	1	7	0	0
27.11.2017	66	4	5	0	12	0	0
28.11.2017	63	4	4	0	5	0	0
29.11.2017	65	2	4	0	4	0	0
30.11.2017	66	0	14	1	14	0	0
TOTAL	1898	86	157	13	218	1	0

**TRAUMA CENTRE & SUPERSPECIALITY HOSPITAL IMS BHU INPATIENT DATA ON
ORTHO WARD**

November 2017							
ORTHO WARD							
TOTAL BED	68						
DATE	ADMITTED PATIENTS	ADMISSION	TRANSFER IN	TRANSFER OUT	DISCHARGED PATIENTS	LAMA	DEATH
01.11.2017	60	5	3	0	14	0	0
02.11.2017	54	9	4	0	1	0	0
03.11.2017	66	6	2	0	10	1	0
04.11.2017	65	4	3	0	8	0	0
05.11.2017	65	4	3	1	12	0	0
06.11.2017	59	5	6	1	12	0	0
07.11.2017	56	3	5	1	3	1	0
08.11.2017	59	5	2	0	8	0	0
09.11.2017	60	3	3	0	7	0	0
10.11.2017	58	3	3	0	5	0	0
11.11.2017	58	8	0	0	3	0	0
12.11.2017	63	4	3	1	7	1	0
13.11.2017	61	4	1	0	7	1	0
14.11.2017	58	6	2	1	1	0	0
15.11.2017	64	4	3	2	9	0	0
16.11.2017	60	4	7	0	8	0	0
17.11.2017	63	2	7	0	8	0	0
18.11.2017	64	8	2	0	8	0	0
19.11.2017	66	7	4	0	13	1	0
20.11.2017	63	4	4	3	5	0	0
21.11.2017	63	7	3	1	5	1	0
22.11.2017	66	6	4	0	14	0	0
23.11.2017	62	7	3	2	5	0	0
24.11.2017	65	3	5	0	5	2	0
25.11.2017	67	4	3	2	7	0	0
26.11.2017	66	6	5	2	12	1	0
27.11.2017	62	5	3	2	7	0	0
28.11.2017	61	8	4	0	6	0	0
29.11.2017	67	3	9	0	9	0	0
30.11.2017	70	6	5	0	16	0	0
TOTAL	1871	153	111	19	235	9	0

TRAUMA CENTRE & SUPERSPECIALITY HOSPITAL IMS, BHU INPATIENT DATA

November 2017

Trauma Surgery Ward

TOTAL BED	18						
Date	ADMITTED PATIENTS	ADMISSIONS	TRANSFER IN	TRANSFER OUT	DISCHARGED PATIENTS	LAMA	DEATH
01.11.2017	13	0	1	2	2	0	0
02.11.2017	10	0	1	0	1	0	0
03.11.2017	10	0	2	0	0	0	0
04.11.2017	12	0	6	0	0	0	0
05.11.2017	18	0	1	0	3	0	0
06.11.2017	16	0	3	1	1	0	0
07.11.2017	17	0	3	0	3	0	0
08.11.2017	17	0	3	1	3	0	0
09.11.2017	15	1	0	0	2	0	0
10.11.2017	15	1	0	0	2	0	0
11.11.2017	14	1	2	0	1	0	0
12.11.2017	16	0	0	1	0	0	0
13.11.2017	15	0	2	0	1	0	0
14.11.2017	16	0	2	0	0	0	0
15.11.2017	18	0	0	0	3	0	0
16.11.2017	15	0	3	1	0	0	0
17.11.2017	17	0	1	0	1	0	0
18.11.2017	17	1	0	0	3	0	0
19.11.2017	15	0	4	0	2	0	0
20.11.2017	17	0	0	0	0	0	0
21.11.2017	17	0	0	0	5	0	0
22.11.2017	12	1	0	0	1	0	0
23.11.2017	12	0	0	0	2	0	0
24.11.2017	10	0	3	0	0	0	0
25.11.2017	13	1	0	0	1	0	0
26.11.2017	13	0	3	0	0	0	0
27.11.2017	16	1	0	1	6	0	0
28.11.2017	10	0	1	0	2	0	0
29.11.2017	9	1	4	0	0	0	0
30.11.2017	16	0	0	0	1	0	0
TOTAL	431	8	45	7	46	0	0

Trauma Centre & Superspeciality Hospitya IMS, BHU

November 2017

ELECTIVE OT

DATE	PLASTIC			ORTHO			NEURO		
	MAJOR	MINOR	TOTAL	MAJOR	MINOR	TOTAL	MAJOR	MINOR	TOTAL
01.11.2017	5	0	5	5	0	5	1	0	1
02.11.2017	2	1	3	5	0	5	1	1	2
03.11.2017	0	13	13	4	0	4	1	0	1
04.11.2017	6	0	6	4	0	4	1	0	1
05.11.2017	0	0	0	0	0	0	0	0	0
06.11.2017	3	0	3	5	0	5	2	0	2
07.11.2017	0	6	6	4	0	4	2	0	2
08.11.2017	2	0	2	4	0	4	2	1	3
09.11.2017	3	0	3	4	0	4	1	0	1
10.11.2017	0	13	13	6	0	6	3	0	3
11.11.2017	3	0	3	4	0	4	3	0	3
12.11.2017	0	0	0	0	0	0	0	0	0
13.11.2017	2	0	2	4	0	4	2	1	3
14.11.2017	0	5	5	6	0	6	1	0	1
15.11.2017	4	2	6	5	0	5	2	2	4
16.11.2017	4	0	4	5	1	6	2	0	2
17.11.2017	0	11	11	4	2	6	1	1	2
18.11.2017	2	4	6	4	0	4	2	1	3
19.11.2017	0	0	0	0	0	0	0	0	0
20.11.2017	3	0	3	7	0	7	1	0	1
21.11.2017	0	5	5	5	0	5	1	0	1
22.11.2017	2	0	2	8	0	8	1	0	1
23.11.2017	3	0	3	7	0	7	3	0	3
24.11.2017	0	17	17	4	0	4	1	0	1
25.11.2017	3	0	3	4	0	4	1	1	2
26.11.2017	0	0	0	0	0	0	0	0	0
27.11.2017	2	3	5	5	0	5	3	0	3
28.11.2017	0	6	6	5	1	6	2	0	2
29.11.2017	4	0	4	4	1	5	2	0	2
30.11.2017	2	0	2	5	0	5	2	1	3
TOTAL	55	86	141	127	5	132	44	9	53

Trauma Centre & Superspeciality Hospital IMS, BHU.

November 2017

EMERGENCY OT

DATE	PLASTIC			ORTHO			NEURO			GEN SURG.			OMFS		
	MAJOR	MINOR	TOTAL	MAJOR	MINOR	TOTAL	MAJOR	MINOR	TOTAL	MAJOR	MINOR	TOTAL	MAJOR	MINOR	TOTAL
01.11.2017	0	0	0	8	0	8	1	0	1	0	0	0	0	0	0
02.11.2017	0	0	0	10	0	10	4	0	4	0	0	0	0	0	0
03.11.2017	0	0	0	5	0	5	3	0	3	3	0	3	0	0	0
04.11.2017	0	0	0	7	0	7	1	0	1	0	0	0	0	0	0
05.11.2017	0	0	0	9	0	9	5	0	5	3	0	3	0	0	0
06.11.2017	1	0	1	5	0	5	3	0	3	1	0	1	1	0	1
07.11.2017	1	0	1	4	0	4	2	0	2	2	0	2	1	0	1
08.11.2017	2	0	2	7	0	7	3	0	3	1	0	1	0	0	0
09.11.2017	0	0	0	5	0	5	2	0	2	1	0	1	0	0	0
10.11.2017	1	0	1	6	0	6	1	0	1	1	0	1	1	0	1
11.11.2017	1	0	1	5	0	5	2	0	2	0	0	0	0	0	0
12.11.2017	1	0	1	5	0	5	1	0	1	0	0	0	0	0	0
13.11.2017	0	0	0	5	0	5	3	1	4	1	0	1	0	0	0
14.11.2017	1	0	1	4	0	4	1	0	1	3	0	3	2	0	2
15.11.2017	0	0	0	8	0	8	0	0	0	1	0	1	0	0	0
16.11.2017	0	0	0	6	0	6	2	0	2	1	0	1	0	0	0
17.11.2017	1	0	1	5	0	5	3	0	3	1	0	1	0	0	0
18.11.2017	0	0	0	7	0	7	2	0	2	0	0	0	0	0	0
19.11.2017	1	0	1	7	0	7	3	0	3	0	0	0	0	0	0
20.11.2017	0	0	0	3	0	3	2	0	2	0	0	0	0	0	0
21.11.2017	0	0	0	4	0	4	2	0	2	4	0	4	0	0	0
22.11.2017	0	0	0	8	0	8	3	0	3	0	0	0	1	0	1
23.11.2017	0	0	0	6	0	6	1	0	1	0	0	0	0	0	0
24.11.2017	0	0	0	6	0	6	1	0	1	2	0	2	0	0	0
25.11.2017	1	0	1	5	0	5	3	0	3	0	0	0	0	0	0
26.11.2017	0	0	0	5	0	5	1	0	1	0	0	0	0	0	0
27.11.2017	1	0	1	5	0	5	3	0	3	2	0	2	0	0	0
28.11.2017	0	0	0	8	0	8	2	0	2	2	0	2	1	0	1
29.11.2017	0	0	0	8	0	8	2	0	2	3	0	3	1	0	1
30.11.2017	0	0	0	5	0	5	4	0	4	0	0	0	0	0	0
TOTAL	12	0	12	181	0	181	66	1	67	32	0	32	10	0	10

Radiodignosis & Imaging Department

Nov-17

Date	D.R.	T.C.R.	Total
01.11.2017	191	0	191
02.11.2017	189	0	189
03.11.2017	187	0	187
04.11.2017	196	0	196
05.11.2017	69	0	69
06.11.2017	200	0	200
07.11.2017	94	0	94
08.11.2017	95	0	95
09.11.2017	125	0	125
10.11.2017	130	0	130
11.11.2017	201	0	201
12.11.2017	62	0	62
13.11.2017	182	0	182
14.11.2017	141	0	141
15.11.2017	181	0	181
16.11.2017	181	0	181
17.11.2017	159	0	159
18.11.2017	193	0	193
19.11.2017	86	0	86
20.11.2017	206	0	206
21.11.2017	244	0	244
22.11.2017	120	33	153
23.11.2017	27	145	172
24.11.2017	10	287	297
25.11.2017	26	175	201
26.11.2017	0	81	81
27.11.2017	57	146	203
28.11.2017	104	173	277
29.11.2017	76	115	191
30.11.2017	132	46	178
TOTAL	3864	1201	5065