

Jurassic Foraminifera from Habo Dome, Kachchh, Gujarat

Avneet Kumar^{*1}, Abu Talib², and Ainul Hasan Ansari³

^{*1}Department of Geology, Aligarh Muslim University, Aligarh 202001, India, avneetchauhan12@gmail.com

²4/717B, Friends' colony, Aligarh 202001, India, talib04@gmail.com

³Department of Geology, Aligarh Muslim University, Aligarh202001, India, ainulgeo@gmail.com

Abstract: Foraminiferal assemblages covering 86 species are recorded from Jurassic rocks of Habo Dome, Kachchh out of which, 30 species are described for the first time from the Indian province and 52 for the first time from Habo Dome. Families Vaginulinidae and Lituodidae are dominating in the present assemblages. Preliminary interpretations related to age, depositional environment, and paleobiogeography are attempted. Based on various short-ranging species, the present foraminiferal assemblages suggest Bathonian to Oxfordian age for the studied sequence. Based on dominance of calcareous hyaline tests, genus *Lenticulina* and morphogroup J1, the sediments of Habo Dome are interpreted to have been placed in a shallow, open marine environment shifting between mid to outer shelf regions and having average salinity, average to high oxygen levels, and a relatively high sedimentation rate and nutrient influx.

Index Terms: Jurassic, Foraminifera, Habo Dome, Kachchh, Age, Palaeoecology, Palaeobiogeography

I. "INTRODUCTION"

Marine Jurassic rocks of the Kachchh area of Gujarat, western India, are well known for having diverse marine mega-invertebrate fossils and microfossils. About 2430m thick Mesozoic sediments are filled into the Kachchh basin (Panday *et al.*, 2009) with great exposures of Jurassic rocks ranging in age from Middle Jurassic to Early Cretaceous (Bajocian to Tithonian) (Biswas, 1993; Panday and Dave, 1993; Fursich *et al.*, 1994, 2001; Krishna *et al.*, 1994, 1995, 1996a, b, c, 1998, 2000; Krishna and Ojha, 1996, 2000; Krishna, 2005, 2012; Krishna *et al.* 2009a, b, c, 2011; Rai and Jain, 2012, Panday *et al.*, 2012a, b, 2013; Panday and Pathak, 2015). Various researchers have done comprehensive investigations of these sediments, mainly employing mega-invertebrate fossils, but relatively few publications are available on microfossils.

In view of the above, the aim of author is to carry out foraminiferal analysis of these sediments, and the current study

is a preliminary account of the work carried out so far, mainly the occurrence of species for the first time in India and some generalized interpretations concerning age, depositional environment, and palaeobiogeography. A copious and well exposed succession of Jurassic rocks in Habo Dome near Dharang village (23°22'7.9" N, 69°50'59" E), about 40km northeast of Bhuj, Gujarat state, is selected for the current study as shown in Fig. 1. Previously, 65 species from the Habo Dome sequence have been recorded by Bhalla and Abbas (1978) and 59 species from Dharang Member of Habo Dome by Talib *et al.*, (2016b). Surprisingly, Bhalla and Abbas (1978) did not record a single species of the genus *Epistomina* which is biostratigraphically significant during the Jurassic. However, Talib *et al.*, (2016b) found seven species of this genus.

A detailed systematic and taxonomic account of the recovered assemblages and interpretations drawn on their basis is in progress and will be published in due course.

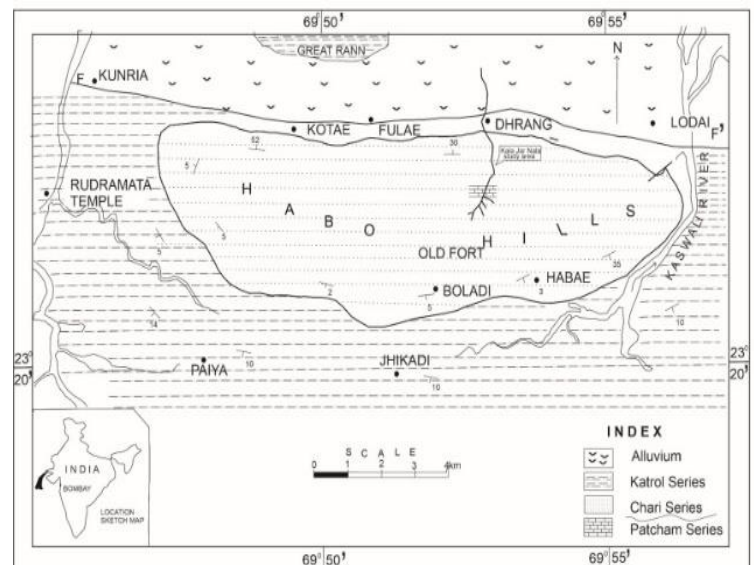


Fig 1. Geological Map of Habo Dome (after Bhalla and Abbas, 1978)

II. "GEOLOGY AND STRATIGRAPHY"

The Kachchh Basin is filled with about 1950m thick pile of well-developed Jurassic sediments (Bhalla, 1983). They are exposed in three anticlinal ridges that run east-west and a sizeable detached outcrop in the east, close to Wagad. The central ridge, which is fractured into several domes and exposed with quaquaversal dipping Jurassic outcrops, is the most notable. One of the large domes of this ridge is the Habo Dome. In general, four formations are identified in the Jurassic rocks of Kachchh, spanning in age from Middle Jurassic to Early Cretaceous (Bajocian to Aptian/Early Albian) (Krishna *et al.*, 1994; Panday *et al.*, 2012; Panday and Pathak, 2015) in ascending order of Patcham, Chari, Katrol, and Umia. Patcham, Chari, and Katrol formations are seen in the Habo Dome, ranging from Bajocian to Early Tithonian (Panday *et al.*, 2012; Panday and Pathak, 2015).

III. "METHODOLOGY"

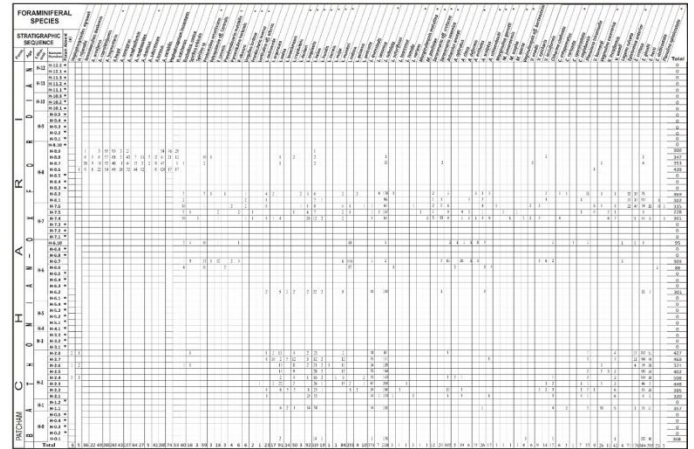
A total of 62 samples are collected along Kala Jar Nala in the Habo Dome, near Dharang village, which covers Patcham, Chari, and Katrol formations. Approximately 300-400 gm of field samples were crushed and boiled for three to four hours with washing soda, then sieved with 30, 60, and 120 µm mesh and dried. From the dried material, the microfauna is picked out, followed by the arrangement on microfaunal slides for identification. The genera and species are identified using the generic classification of Loeblich and Tappan (1988) and Ellis & Messina catalogues, respectively. The SEM images are captured by JEOL - JSM-6510LV Scanning Electron Microscope at University Sophisticated Instruments Facility (USIF), Aligarh Muslim University, Aligarh.

IV. "FORAMINIFERAL COMPOSITION"

The studied section contains the foraminiferal assemblages having 86 species from which 30 species are reported for the first time from India (Fig. 2, Plate I) and 52 first times from Habo Dome. The foraminiferal assemblages belong to six suborders. Out of these, Lagenina contains 16 genera and 61 species constituting 70.93% of the total species, Textulariina with three genera and 16 species, constituting 18.60%, Robertinina with one genus and five species constituting 5.81%, Sprillinina with one genus and two species constituting 2.32%, Involutina and Rotaliina both having one genus and one species and comprising 1.16%.

The present foraminiferal assemblages include 12 families. Out of these, Vaginulinidae is dominant, having 52 species belonging to 9 genera (60.46%). This is followed by family Lituolidae having 12 species belonging to one genus (13.95%), Nodosariidae having 5 species of four genera (5.81%), Epistominidae having 5 species belonging to one genus (5.81%); Spirillinidae, Robuloididae, Haplophragmoidadae, and Haplophragmidae all having 2 species of one genus (2.32%

each). Ichthyolariidae, Lagenidae, Planulinidae, and Involutinidae all having one genus and one species (1.16% each). Calcareous species are dominant with agglutinated vs. calcareous ratio of 1:4.37.



*Species reported for the first time from India

Fig2. Distribution of foraminiferal species in the Jurassic sequence of Habo Dome, Kachchh.

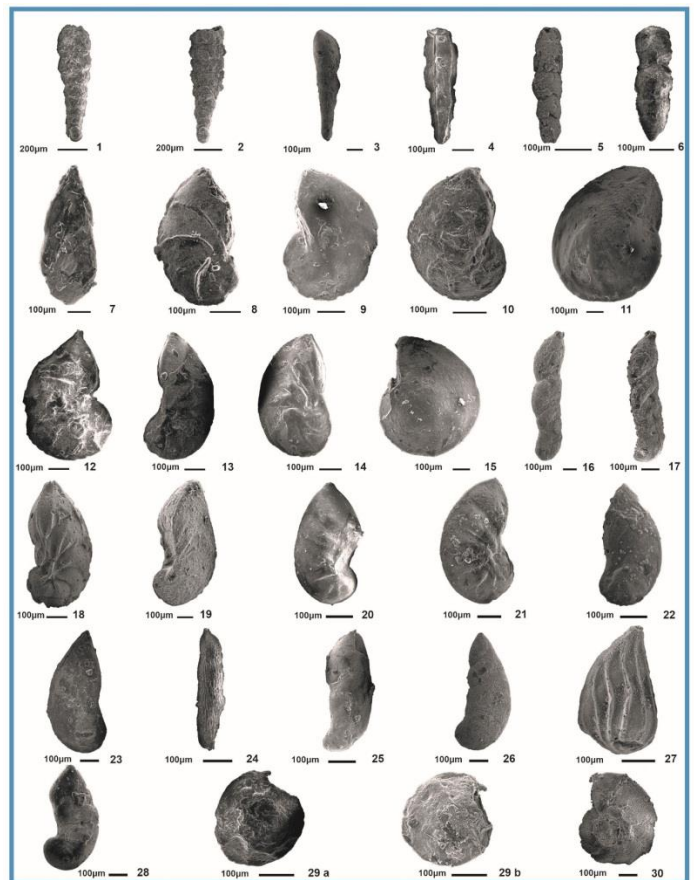


Plate I

Plate I fig. 1. *Ammobaculites fragmentaria* (Cushman, 1927); 2.A. *rhaticus*(Kristan-Tollman); 3. *Prodentalina vetustissima* (d'Orbigny, 1850); 4. *Pyramidulina obscura* (Reuss, 1846); 5. *Pseudonodosaria mutabilis* (Resus, 1863); 6. *Lingulina lordosa* (Loeblich and Tappan 1950); 7. *Fronidularia inversa* (Reuss, 1844); 8. *Lenticulina crepidula* (Fichtel & Moll, 1803); 9. *L. dunkeri* (Reuss, 1863); 10. *L. exgaleata* (Dieni, 1985); 11. *L. helios* (Terquem, 1870a); 12. *L. inermis* (Terquem,

1862); 13. *L. major* (Bornemann, 1854); 14. *L. saxonica* (Bartenstein and Brand, 1951); 15. *L. tumida* (Mjatliuk, 1961); 16. *Marginulinopsis matutina* (d'Orbigny, 1850); 17. *M. paulinae* (Terquem, 1866); 18. *Saracenaria saxonica* (Bartenstein and Brand, 1951); 19. *Saracenaria aff. S. cretacea* (Dailey, 1970); 20. *Astacolus deformis* (Bornemann, 1854); 21. *A. eritheles* (Leoblich and Tappan, 1950); 22. *A. scalpatus* (Franke, 1936); 23. *A. schloenbachi* (Reuss, 1863); 24. *Marginulina garretti* (Cushman and Ellisor, 1945); 25. *M. scapha* (Lalicker, 1950); 26. *M. sporta* (Lalicker, 1950); 27. *Citharina raricosta* (Fursenko and Polenova, 1950); 28. *Vaginulina excentrica* (Cornuel 1848); 29a. *Epistomina anterior* (Bartenstein and Brand 1951), ventral view; 29b. *E. anterior* dorsal view; 30. *Planulina spissicostata* (Cushman, 1938).

V. "FORAMINIFERAL ASSEMBLAGES DATING"

Due to ordinarily long ranges, Jurassic foraminifera is not suitable for precise age determination as compared to ammonites. Still, a number of researchers have identified many species which have been used for fairly accurate age determination of these rocks. A significant number of short-ranging species recovered from the present assemblages are used for dating these sediments.

The present foraminiferal assemblages of the Habo Dome comprise six species which have a globally long-time span but in India represent Bathonian, viz., *Lenticulina quenstedti*, *L. subalata*, *Citharina clathrata*, *C. sparsicostata*, and *Planularia tricarlinella*. *Lenticulina quenstedti*, *L. subalata*, *Citharina clathrata*, *Planularia tricarlinella* are restricted to Bathonian of England (Coleman, 1981). *Lenticulina muensteri*, *L. subalata*, and *L. quenstedti* are restricted to Bathonian of Egypt (Shahin, 2000). *L. subalata* is regarded as typical of Bathonian in Kachchh by Panday and Dave (1993), whereas *Citharina sparsicostata* is restricted, globally as well as regionally in Kachchh, to Bathonian (Bhalla *et al.*, 2019).

A total of 11 species of the present assemblages, viz., *Lenticulina audax*, *L. brueckmanni*, *L. nodosa*, *L. polonica*, *L. tumida*, *Astacolus anceps*, *A. clava*, *Marginulinopsis jumaraensis*, *Marginulina scapha*, *Vaginulinopsis aff. bartensteini*, and *Vaginulinopsis enodis* represent Callovian. Out of these, *Lenticulina polonica* occurs in Callovian of Germany and Poland (Bartenstein, 2000), and Kachchh, India (Bhalla *et al.*, 2019 India), *L. tumida* is restricted to Callovian of Hungary (Goroget *et al.*, 2012), *A. clava* occurs in Callovian of Poland (Wisniowski, 1890) and Kachchh, India (Talib *et al.*, 2016b). *Vaginulinopsis bartensteini* is restricted to Callovian of Egypt (Said and Barakat, 1958), and Talib *et al.*, (2016b) have shown its global occurrence in Callovian, including Kachchh, India. *Lenticulina brueckmanni* and *M. scapha* are restricted to Callovian of Rajasthan, India (Jain and Garg, 2014). *Lenticulina audax*, *L. nodosa*, *Astacolus anceps*, *Vaginulinopsis enodis*, and *Marginulina jumaraensis* are restricted to Callovian of Kachchh, India (Bhalla *et al.*, 2019; Talib *et al.*, 2016b).

Six species, viz., *Ammobaculites reophaciformis*, *Lenticulina major*, *Astacolus aphrastus*, *Vaginulinopsis epicharis*, *Citharina*

entypomatus, and *Vaginulina barnardi* are globally restricted to Oxfordian. Out of these *A. reophaciformis* occurs in Oxfordian of England (Gordon, 1965) and Kachchh, India (Bhalla and Talib, 1991), *L. major* in Göttingen, Germany (Bornemann, 1854), *A. aphrastus* in South Dakota, USA (Leoblich and Tappan, 1950) and Kachchh, India (Wasim *et al.*, 2020), *V. epicharis* in South Dakota, USA (Leoblich and Tappan, 1950) and Kachchh, India (Talib *et al.*, 2014), *C. entypomatus* in South Dakota, USA (Leoblich and Tappan, 1950) and Kachchh, India (Talib *et al.*, 2012b), and *V. barnardi* in England (Gordon, 1965) and Kachchh, India (Talib *et al.*, 2016b).

Eight species of the present assemblages, viz., *Haplophragmoides agrawali*, *H. rajnathi*, *Ammobaculites alaskensis*, *A. hagni*, *Astacolus eritheles*, *Citharina zaglobensis*, *Epistomina cretosa*, and *E. Stellicostata* are restricted to Callovian to Oxfordian strata. Out of these, *H. agrawali* and *H. rajnathi*, are restricted to Callovian to Oxfordian of Kachchh, India (Bhalla and Abbas, 1978), *A. eritheles* to Kachchh, India (Bhalla and Talib, 1991), *Epistomina cretosa* to Kachchh, India (Talib *et al.*, 2012a); and *Ammobaculites alaskensis*, *Ammobaculites hagni*, and *E. Stellicostata* to Kachchh, India (Talib *et al.*, 2012b). *Ammobaculites hagni* is globally restricted to Callovian to Oxfordian, and *C. zaglobensis* occurs in Callovian to Oxfordian of Kachchh, India (Talib *et al.*, 2016b).

Two species, viz., *Epistomina ghoshi* and *Lenticulina suturifusus* are restricted to Bathonian to Callovian of Kachchh, India (Talib *et al.*, 2016b), whereas one species, *Vaginulina woodi*, ranges from Bathonian to Oxfordian of Kachchh, India (Wasim *et al.*, 2021).

In view of the above discussions, it seems reasonable to assign a Bathonian to Oxfordian age to the Patcham and Chari formations exposed at Habo Dome, Kachchh. Earlier, Bhalla and Abbas (1978) indicated a Callovian to Oxfordian age to these rocks on the basis of foraminifera. Black Limestone, which is the basal lithounit of Habo Dome sequence, has been assigned a Bathonian age by Talib *et al.*, (2016a) on foraminiferal evidence.

Although ammonites have not been used to date the entire Jurassic rocks exposed at Habo Dome, however, some scanty and indirect evidence based on ammonites indicates an upper Bathonian to Lower Oxfordian age for these sediments. The top of the Raimalro Member, dated as upper Bathonian, is lithostratigraphically correlated with Black Limestone, the lowermost lithounit exposed in Habo Dome (Calloman, 1993). Furthermore, in outcrops near Rudra Mata in the western part of Habo Dome, a thin oolitic sandstone layer covering the Dhosa Conglomerate Bed contains an ammonite fauna of Early Oxfordian age (Alberti *et al.*, 2011). Dhosa Oolite is the uppermost lithounit of the Chari Formation. Kanjilal (1978), based on megafossil, including ammonites has indicated a Bathonian to Oxfordian age for the Patcham and Chari sequence exposed in Habo Dome. The current age indicated by the foraminiferal assemblages is in conformity with the majority

of the studies based on micro- as well as megafossils.

VI. "PALAEOECOLOGICAL SIGNIFICANCE"

Since foraminifera has a high evolutionary rate and sensitivity to environmental variation with time, they can be a reliable indicator of various marine ecosystems. These microorganisms have established themselves as consistent tools to understand ancient environments and have been used extensively to examine Jurassic paleoenvironments worldwide (Barnard and Shipp, 1981; Bhalla and Abbas, 1984; Bhalla and Talib, 1991; Gebhardt and Richner, 1998; Talib and Gaur, 2005; Gaur and Talib, 2009; Talib *et al.*, 2012a, b; Talib *et al.*, 2014; Bhat *et al.*, 2016; Talib *et al.*, 2016 a, b; Wasim *et al.*, 2017; Farahani *et al.*, 2018; Reolid *et al.*, 2019 a, b; Malik *et al.*, 2020; Wasim *et al.*, 2020, 2021; Kaminski *et al.*, 2020).

Different proxies of benthic foraminiferal assemblages of Habo Dome, such as dominant taxa, test composition (Agglutinated/Calcareous ratio), and morpho group analysis of the foraminiferal assemblages, have been used for paleoenvironmental analysis.

The dominance of suborder Lagenina and family Vaginulinidae in the current foraminiferal assemblages suggest shallow water open marine environmental condition with normal salinity (Canales and Henriques, 2008; Gaur and Talib, 2009; Talib *et al.*, 2012a, b; Talib *et al.*, 2014; Bhat *et al.*, 2016; Talib *et al.*, 2016a, b; Wasim *et al.*, 2017; Farahani *et al.*, 2018; Reolid *et al.*, 2019 a, b). The dominance of calcareous species in almost all the samples signifies a shallow open marine environment above the CCD with average salinity and well-oxygenated water (Barnard *et al.*, 1981; Valchev, 2003; Ghoorchaei *et al.*, 2012; Smolen, 2012; Bhat *et al.*, 2016; Talib *et al.*, 2016a, b; Wasim *et al.*, 2017; Farahani *et al.*, 2018; Reolid *et al.*, 2019 a, b; Kaminski *et al.*, 2020; Wasim *et al.*, 2020). The porcelaneous test is absent in the present assemblages, which rejects closeness to the inner shelf, for porcelaneous tests except for a few genera such as *Pyrgo*, show inner shelf environment (Koutsoukos *et al.*, 1990; Valchev, 2003; Smolen, 2012).

Genus *Lenticulina* is dominant in the present assemblages, which recommends open sea, deeper marine shelf environment, and an extreme degree of dissolved oxygen (Jones and Charnock, 1985; Bernhard, 1986; Koutsoukos *et al.*, 1990; Nagy, 1992; Tyszka, 1994; Szydlo, 2004; Canales and Henriques, 2008; Reolid *et al.*, 2008a, b, 2010, 2012; Nagy *et al.*, 2009; Smolen, 2012; Bhat *et al.*, 2016; Talib *et al.*, 2016a, b; Wasim *et al.*, 2017, Wasim *et al.*, 2021). Genera such as *Redmondoides*, *Nautiloculina*, *Quinqueloculina*, and *Triloculina* are absent in the present assemblages, which are related to shallower shelf surroundings also help in interpreting a deeper shelf location for the current assemblages (Reolid *et al.*, 2008a, b; Malik *et al.*, 2020).

Seven morphogroups, viz., C2, D, G, H, J1, J2, and K (Reolid *et al.*, 2008) occurs in the present foraminiferal assemblages, but

J1 is dominant, having elongated uniserial test form and comprising of genera such as *Prodentalina*, *Falsopalmula*, *Pseudonodosaria*, *Pyramidulina*, *Lingulina*, *Marginulinopsis*, *Marginulina*, and *Lagena*. Supremacy of J1 indicates a shallow infaunal lifestyle with an abundance of active deposit-feeding herbivores and bacterial scavengers, representing an open marine shelf environment with average oxygen condition, average salinity and a relatively high sedimentation rate, and high nutrient influx (Farhaniet *al.*, 2018; Wasim *et al.*, 2021)

From the above deliberations, it may be concluded that general deposition of the Jhurio Dome sediments at Habo Dome, Kachchh took place in open marine deeper shelf region, mainly mid to outer shelf with average salinity, normal to high oxygen levels, and relatively high sedimentation rate as well as nutrient influx.

VII. "PALEOBIOGEOGRAPHIC AFFINITY"

The Jurassic foraminiferal paleobiogeography of western India, Kachchh, is debatable, possibly because of the insufficient foraminiferal data for this period in India and its attached areas. The foraminiferal assemblages of Kachchh display some affinity with the Jurassic foraminiferal assemblages of the adjoining, the so-called Tethyan regions of Saudi Arabia, Egypt, Iran, Afghanistan, Ethiopia, and Eastern Mediterranean as well as various other parts of the world, viz., Europe, (U.K, Spain, Portugal, Germany, Russia) and North America, blanketed in the Boreal Realm. An effort is made right here to set up the palaeobiogeographic affinity of the Middle to Late Jurassic foraminiferal assemblages of the Habo Dome, Kachchh, and to reconstruct the paleogeography of this region for the duration of the Middle to Upper Jurassic.

Various researchers have assigned a Tethyan affinity for the Middle to Upper Jurassic foraminiferal assemblages of Kachchh (Bhalla and Abbas, 1976, 1978; Bhalla and Talib, 1991; Talib and Bhalla, 2006b; Talib and Gaur, 2008). Kalia and Chowdhury (1983), however, assigned the Jurassic foraminifera of Rajasthan, western India, to the Antitropical Realm after the notion of bipolarity proposed by Strakhov (1962) for bivalves and later by Gordon (1970) for Jurassic foraminifera.

The Habo Dome foraminiferal assemblages consist of mostly species recognized from the Boreal Realm, and an overwhelming number of the current species from Kachchh and Rajasthan is comparable to the European and North American assemblages. This may be due to the development of a fauna similar to the Boreal Realm at nearly the same but opposite latitudes in the southern hemisphere in the Antitropical Realm, following the concept of bipolarity.

In the Kachchh and Jaisalmer basins placed in Gujarat and Rajasthan states of India, some traditional Jurassic Tethyan foraminiferal species of *Gubkinella*, *Kurnubia*, *Pfenderina*, *Pseudolamarckina*, *Pseudomarssonella*, and *Ryadhella* are recorded in small proportions by a number of authors (Bhat *et*

al., 2016). Bhat *et al.*, (2016) observed that in the Kachchh Basin, out of a whole of 466 species recorded so far, only 59 have Tethyan affinity (12.66%), whereas, in the Jaisalmer Basin, 32 such species are found out of a whole of 216 (14.81%). However, as suggested by Kalia and Chowdhury (1983), small percentages of foraminifera of Tethyan affinity in the foraminiferal assemblages of Jaisalmer and Kachchh basins may be due to a mixing of the Antiboreal and the Tethyan species that is obvious in transition zones.

In view of the above, the foraminiferal assemblages of the Habo Dome, as well as other Middle and Late Jurassic foraminiferal assemblages from Kachchh and Rajasthan, may be assigned to the Antiboreal Realm, which is the southern hemisphere's counterpart of the Boreal Realm. This can be explained by the fact that during the Middle to Late Jurassic interval, the Indian subcontinent was located almost on the equal but the opposite latitudinal extent of the Boreal Realm in the southern hemisphere and, therefore, a foraminiferal fauna comparable to the Antiboreal Realm flourished. The Jurassic foraminiferal assemblages of western India, including Kachchh and Rajasthan, as well as neighbouring countries, were occupying a distinct foraminiferal biogeographic domain of the Antiboreal Realm, the Indo-East African Domain during the Middle to Late Jurassic interval.

“CONCLUSION”

Rich foraminiferal assemblages of 86 species and 7754 individuals were discovered in Middle to Late Jurassic strata exposed at Habo Dome, Kachchh in western Gujarat, India. These include 30 species documented for the first time from the Indian Peninsula. The present assemblages are dominated by calcareous hyaline species with an Agglutinated/Calcareous proportion of 1:4.37. The most dominant suborder and family are Lagenina and Vaginulinidae, respectively. Genus *Lenticulina* and species *Lenticulina subalata* are predominant.

The enormous majority of the species have a relatively long-time span. However, based on a significant number of short-ranging species which frequently occur globally as well as in the Indian region, a Bathonian to Oxfordian age is indicated for Jurassic rocks exposed at Habo dome, Kachchh. Based on the supremacy of the suborder Lagenina, family Vaginulinidae, calcareous hyaline test composition, the genus *Lenticulina*, and J1 morphogroup an open marine shelf environment, with average salinity, average to high oxygen levels, a usually high sedimentation rate, and high nutrients availability are proposed throughout the deposition of these sediments. The foraminiferal assemblages are allocated to the Indo-East African Domain of the Antiboreal Realm.

“ACKNOWLEDGEMENT”

We are grateful to the Chairman, Department of Geology, A.M.U., Aligarh, for providing various facilities. SEM imagery

is courtesy of the coordinator, USIF, Aligarh Muslim University, Aligarh. The Kachchh district government offered logistical help throughout the field work, which is warmly thanked.

REFERENCES

- Alberti, M., Pandey, D.K., & Fürsich, F.T. (2011). Ammonites of the genus *Peltoceratoides* Spath, 1924 from the Oxfordian of Kachchh, western India. *Neues Jahrbuch für Geologie und Paläontologie*, Stuttgart, 262: 1- 18.
- Barnard, T., Cordey, W.G., & Shipp, D.J. (1981). Foraminifera from the Oxford clay (Callovian-Oxfordian) of England. *Rev Espanol Micropalaeontol* XIII (3), 382-642.
- Barnard, T., & Shipp, D. J. (1981). Kimmeridgian foraminifera from Boulonnais. *Revue de Micropaléontologie*, 24, 3-26.
- Bartenstein, H. (2000). *Lenticulina (Lenticulina) quenstedti* (Gumbel, 1862) and its range of variation in Central and Upper Jurassic Europe and outside Europe. *Senckenbergiana lethaea*, 80(2), 405-425.
- Bernhard, J.M. (1986). Characteristic assemblages and morphologies of benthic foraminifera from anoxic-organic rich deposits; Jurassic through Holocene. *J. Foraminifer Res*, 16, 207-215.
- Bhalla, S. N. (1983). In: Mullade M, Nairn AEM (eds) *The Phanerozoic geology of the world II: the Mesozoic*. B. Elsevier Publication Co, Amsterdam, 305-352
- Bhalla, S. N., & Abbas, S. M. (1976). The age and paleogeographical significance of Jurassic Foraminifera from Kutch, *Maritime Sediments, Special Publication*, 537-544.
- Bhalla, S. N., & Abbas, S. M. (1978). Jurassic foraminifera from Kutch, India. *Micropaleontology*, 24(2), 160-209.
- Bhalla, S. N., & Abbas, S. M. (1984). Depositional environment of the Jurassic rocks of Habo hill, Kutch, India. *Bulletin du Centre de Recherches Elf Exploration Production*, 6, 35-40.
- Bhalla, S. N., & Talib, A. (1991). Callovian-Oxfordian foraminifera from Jhurio hill, Kutch, Western India. *Revue de Paleobiology*, 10(1), 85-114.
- Bhalla, S. N., Talib, A., Gaur, K. N., Wasim, S. M., & Singh, Y. P. (2019). A synthesis of foraminiferal researches on Jurassic sediments of Kutch basin, India. *Journal of Palaeontological Society of India* 64(1), 127-139.
- Bhat, B. A., Talib, A., & Wasim, S. M. (2016). Systematics, age, palaeoecology and palaeobiogeography of Jurassic foraminifera of Fakirwari Dome, Kutch, Gujarat, India. *Micropaleontology*, 62(2), 171-194.
- Biswas, S. K. (1993). *Geology of Kachchh*, KDM Institute of Petroleum Exploration, Dehradun, 450.
- Bornemann, J. G. (1854). *Über die Lias formation in der Umgegend von Göttingen und ihre organischen Einschlüsse* Berlin. AW Schade, 1-77.
- Callomon, J.H. (1993). On *Perisphinctes* congener WAAOEN, 1975, and the age of the basal Patcham Limestones in the

- Middle Jurassic of Jumara, Kutch, India. - *Geologische Blätter von NO-Bayern* 43: 227-246, 2 pls., Erlangen.
- Canales, M. L., & Henriques, M. H. (2008). Foraminifera from the Aalenian and the Bajocian GSSP (Middle Jurassic) of Murtinheira section (Cabo Mondego, West Portugal) - Biostratigraphy and paleoenvironmental implications, *Marine Micropaleontology*, 67, 155-179.
- Coleman, B. (1981). The Bajocian to Callovian. In: Jenkins DG, Murray JW (eds) Stratigraphic atlas of fossil foraminifera. Ellis-Horwood Ltd, Chichester, 106-124.
- Farahani, T.S., Reolid, M., Yazdi, M., & Majidifard, M.R. (2018). Benthic foraminiferal assemblages of the Middle and Upper Jurassic sediments from the northeastern Alborz and western Koppesdagh, Iran: *Systematic palaeontology and palaeoecology. Annales de Paléontologie*, 104, 249-265.
- Fürsich, F. T., Pandey, D. K., Callomon, J. H., Oschmann, W., & Jaitly, A. K. (1994). Contributions to the Jurassic of Kachchh, Western India. II. Bathonian stratigraphy and depositional environment of the Sadhara Dome, Panchham Island. *Beringeria*, 12, 95-125.
- Fürsich, F. T., Pandey, D. K., Callomon, J. H., Jaitly, A. K., & Singh, I. B. (2001). Marker beds in the Jurassic of the Kachchh Basin, Western India. *Journal of the Palaeontological Society of India*, 46, 173-198.
- Gaur, K. N., & Talib, A. (2009). Middle-upper Jurassic Foraminifera from Jumara Hills, Kutch, India, *Revue de Micropaleontology*, 52, 227-248.
- Gebhardt, H. S., & Richner, H. (1998). Causes of growth variation and its consequences for fitness. *Oxford Ornithology Series*, 8, 324-339.
- Ghoorchaei, S., Vahidinia, M., & Ashoori, A. (2012). Late Maastrichtian benthic foraminiferal response to palaeoenvironmental changes: a case study from the Ab Talkh: *Geopersia*, 2, 25-42.
- Gordon, W. A. (1965). Foraminifera from the Corallian Beds, Upper Jurassic of Dorset, England. *Journal of Paleontology*, 39, 828-863.
- Gordon, W. A. (1970). Biogeography of Jurassic foraminifera. *Geological Society of America*, 81, 1689-1704.
- Görög, Á., Tóth, E., & Wernli, R. (2012). Foraminifera Ostracoda of the classic Callovian ammonite-rich bed of the Villány Mountains (Hungary). *Hantkeniana*, 7, 95-123.
- Jain, S., & Garg, R. (2014). Jurassic benthic Foraminiferal biostratigraphy - An age-constrained template for local, regional and global correlation. *Journal of the Palaeontological Society of India*, 59, 1-14.
- Jones, R. W., & Charnock, M. A. (1985). Morphogroups of agglutinating foraminifera, their life positions and feeding habits and potential applicability in (paleo)ecological studies. *Revue de Paléobiologie*, 4, 311-320.
- Kalia, P. & Chowdhury, S. (1983). Foraminiferal biostratigraphy, biogeography, and environment of Callovian sequence, Rajasthan, northwestern India. *Micropaleontology*, 29(3), 223-253.
- Kaminski, M. A., Amao, A. O., Babalola, L. O., Balc, R., Chan, S. A., Gull, H. M., Bu khamsin, A., & Malik, M. H. (2020). Benthic foraminiferal assemblages from the Maximum Flooding Surface J30, Middle Jurassic Dhurma Formation, Central Saudi Arabia. *Stratigraphy*, 17 (4), 279-292.
- Kanjilal, S. (1978). Geology and stratigraphy of the Jurassic rocks of Habo hill, district Kutch (Gujarat). *Proceedings of the Indian National Science Academy*, 44(1), 1-15.
- Koutsoukos, E. A. M., Leary, P. N., & Hart, M. B. (1990). Latest Cenomanian-earliest Turonian low oxygen tolerant benthonic foraminifera: a case study from the Sergipe Basin (NE Brazil) and the Western Anglo-Paris Basin (Southern England). *Palaeogeography Palaeoclimatology Palaeoecology*, 77, 145-177.
- Krishna J., Melendez, G., Pandey, B. & Pathak, D. B., (1994). Middle Oxfordian Perisphinctinae and biostratigraphy from Kachchh (India). *Jornadas de Paleontologia*, 106-108.
- Krishna, J., Melendez, G., Pandey, B., & Pathak, D. B., (1995). Characterization of the ammonite genus Larcheria (Middle Oxfordian) in Kachchh (India): Paleontology, biostratigraphic and paleobiogeographic evaluation in context of north Tethyan occurrences. *Comptes Rendus de l'Académie des Sciences de Paris*. 321(2a), 1187-1193.
- Krishna, J. & Ojha, J. R. (1996). The Callovian ammonoid chronology in Kachchh (India). In: Riccardi, A. C., (Ed.), *Advances in Jurassic research*. Geological Research Forum, 1-2, 151-166.
- Krishna, J., Pandey, B., & Pathak, D. B., (1996a). Ammonoid Chronology in the Tithonian of Kachchh (India). *GeoResearch Forum*, Transtec Publications, Switzerland. 1-2, 205-214.
- Krishna, J., Pathak, D. B., & Pandey, B., (1996b). Quantum Refinement in the Kimmeridgian Ammonoid Chronology in Kachchh (India). *Geological Research Forum*, Transtec Publications, Switzerland. 1-2, 195-204.
- Krishna, J., Melendez, G., Pandey, B., & Pathak, D. B. (1996c). Middle Oxfordian Ammonites (Perisphinctinae) from Kachchh (India): biostratigraphic and palaeobiogeographic implications. *Revista de Paleontologia*, 140-147.
- Krishna, J., Pathak, D. B., & Pandey, B. (1998). Development of Oxfordian (Early Upper Jurassic) in the most proximal exposed part of Kachchh basin at Wagad outside the Mainland Kachchh. *Journal of Geological Society of India*. 52, 513-522.
- Krishna, J and Ojha, J. R. (2000). The intrabasinal correlation in the Middle Jurassic Callovian Stage of Kachchh (Gujarat) and ammonoid - microfossils integration. *Geophytology*, 28, 101-112.
- Krishna, J., Pathak, D. B., Pandey, B., & Ojha, J. R. (2000). Transgressive sediment intervals in the Late Jurassic of Kachchh, India. *GeoResearch Forum*, 6, 321-332.

- Krishna, J. (2005). Update on Kachchh Jurassic ammonoid zonation: Summarized intrabasinal to global perspectives. In: Raju, D. S. N., et al., (Eds.), Litho-bio-chrono-sequence stratigraphy and sea level changes of Indian sedimentary basins. *Association of Petroleum Geologists*, 1. Special Publication, Dehradun, 30-34.
- Krishna, J., Pandey, B., & Ojha, J. R. (2009a). Gregoryceras in the Oxfordian of Kachchh (India): Diverse eventful implications. *Geobios*, 42(2), 197-208.
- Krishna, J., Pandey, B., & Pathak, D. B. (2009b). Characterization of Dichotomoceras in the Oxfordian of Kachchh. *Journal of Geological Society of India*, 74(4), 469-479.
- Krishna, J., Pandey, B., Ojha, J. R., Pathak, D. B. (2009c). Reappraisal of the age framework, correlation, environment and nomenclature of Kachchh Mesozoic lithostratigraphic units in Wagad. *Journal of Science Research*, Banaras Hindu University, Varanasi, 53, 1-20.
- Krishna, J., Pandey, B., Pathak, D. B. (2011). Current Status of the Jurassic Ammonoid Stratigraphic Framework in the Indian Subcontinent with Focus on the Tectonically Controlled Regional Transgressive – Regressive Couplets. *Geological Society of India*, 78, 140-176.
- Krishna, J. (2012). Litho-bio-chrono-radio-magneto-ignosequent tectonostratigraphic integration in the Kachchh Jurassic (abstract) National level field-based workshop on Geology of Kachchh basin, western India: Present status and future perspectives. Department of Earth and Environmental Sciences, KSKV, Kachchh University, Bhuj, 20-25.
- Loeblich, A. R., & Tappan, H. (1950). Foraminifera from the type Kiowa Shale, Lower Cretaceous of Kansas. *Paleontological Contributions*, University of Kansas, *Protozoa*, 3, 1-15.
- Loeblich, A. R., & Tappan, H. (1987). Foraminiferal genera and their classification. Van Nostrand Reinhold Company, New York, 970.
- Malik, M. H., Babalola, L. O., Al-Ramadan, Kh., & Kaminski, M. A. (2020). Integrated Micropaleontology, Sedimentology and Sequence Stratigraphy of the Middle Jurassic D5-D6 Members of the Dhurma Formation, Central Saudi Arabia. *Micropaleontology*, 66 (6), 519–547.
- Nagy, J. (1992). Environmental significance of foraminiferal morphogroups in Jurassic North Sea deltas. *Palaeogeography Palaeoclimatology Palaeoecology*, 95, 111-134.
- Nagy, J., Reolid, M., & Rodríguez-tovar, F. J. (2009). Foraminiferal morphogroups in dysoxic shelf deposits from the Jurassic of Spitsbergen. *Polar Research*, 28(2), 214-221.
- Pandey, J., & Dave, A. (1993). Studies in Mesozoic foraminifera and chronostratigraphy of Western Kachchh, Gujarat. *Paleontographica Indica*, 1, 1-221.
- Pandey, D., Singh, S., Sinha, M., & MacGregor, L. (2009). Structural imaging of Mesozoic sediments of Kachchh, India and their hydrocarbon prospects. *Marine and Petroleum Geology*, 26, 1043-1050.
- Pandey, B., Pathak, D. B., Jaitly, A. K., Krishna, J., & Venkateshwarlu, M. (2012a). Record of Tethyan gastropod genus *Astrohelix* Szabó, 1984 from Late Bajocian (Middle Jurassic) of Kachchh, western India. *Indian Journal of Geosciences*, 66(1): 65 - 68.
- Pandey, B., Krishna, J., Pathak D. B., & Kumar, A. (2012b). Ammonoid Biostratigraphy of Bathonian Succession at Jumara, Kachchh, Western India. *Journal Indian Geological Congress*, 4(2), 7-18.
- Pandey, B., Pathak, D. B., & Krishna J. (2013). *Calliphylloceras heterophylloides* (Oppel, 1856) from basal most Jurassic succession of Sadhara Dome, Kachchh, India. *Journal Palaeontological Society of India*, 58(1): 61-65.
- Pandey, J., & Pathak, D. B., (2015). Record of early Bathonian Ammonoids from Kachchh, India: Biostratigraphic and Palaeobiogeographic implications. *Journal of Paleontological society of India*, 60(1), 33-44.
- Rai, J., & Jain, S. (2012). Early Jurassic Gondwana land break up - A Nannofossil Story. In: DST Sponsored Field Workshop and Brainstorming Session on ‘Geology of Kachchh Basin, Western India: Present Status and Future Perspectives’, 26th to 29th January 2012, Kachchh University, Bhuj, Kachchh (Abstract).
- Reolid M., Rodríguez-Tovar, F. J., Nagy, J., & Olóriz, F. (2008a). Benthic foraminiferal morphogroups of mid to outer shelf environments of the Late Jurassic (Prebetic Zone, southern Spain)-Characterization of biofacies and environmental significance. *Palaeogeography, Palaeoclimatology, Palaeoecology*, 261, 280-299.
- Reolid, M., Nagy, J., Rodríguez-Tovar, F. J., & Olóriz, F. (2008b). Foraminiferal assemblages as palaeoenvironmental bioindicators in Late Jurassic epicontinental platforms: relation with trophic conditions, *Acta Palaeontologica Polonica*, 53(4), 706-722.
- Reolid, M., Nagy, J., & Rodríguez-Tovar, F. J. (2010). Ecostratigraphic trends of Jurassic agglutinated foraminiferal assemblages as a response to sea-level changes in shelf deposits of Svalbard (Norway), *Palaeogeography, Palaeoclimatology, Palaeoecology*, 293, 184-196.
- Reolid, M., Sebane, A., Rodríguez-Tovar, F. J., & Marok, A. (2012). Foraminiferal morphogroups as a tool to approach the Toarcian anoxic event in the Western Saharan Atlas (Algeria). *Palaeogeography, Palaeoclimatology, Palaeoecology*, 323-325, pp. 87-99.
- Reolid, M., Duarte, L.V., & Rita, P. (2019a). Changes in foraminiferal assemblages and environmental conditions during the T-OAE (early Jurassic) in the northern Lusitanian Basin, Portugal. *Palaeogeography, Palaeoclimatology, Palaeoecology*, 520, 40-43.

- Reolid, M., Copestake, P., & Johnson, B. (2019b). Foraminiferal assemblages, extinctions and appearances associated with the Early Toarcian Oceanic Anoxic Event in the Llanbedr (Mochras Farm) Borehole, Cardigan Bay Basin, United Kingdom. *Palaeogeography, Palaeoclimatology, Palaeoecology*, 532, article 109277
- Said, R., & Barakat, M. G. (1958). Jurassic microfossils from Gebel Maghara, Sinai, Egypt. *Micropaleontology*, 4(3), 231-272.
- Shahin, A. (2000). Contribution to the Bathonian benthic foraminifera and Ostracoda in Gebel El Maghara, Northern Sinai, Egypt. *Man's Sci Bull, Nat Sci, Phys Sci* 27(2), 25-62.
- Smolen, J. (2012). Faunal dynamics of foraminiferal assemblages in the Bathonian (Middle Jurassic) ore-bearing clays at Gnaszyn, KrakówSilesiaHomocline, Poland. *Acta GeologPolon* 62(3), 403-419.
- Strakhov, N. M. (1962). Osnoviteoriilitogeneza, tom 3, Zakonomernostisostava I razmiescheniyaaridnikhotlodzenii[Principles of lithogenesis, Compositional and distributionalregularities of arid sediments]. Geological Institute, Moscow,*AkademiNauk SSSR*, 3, 1-550.
- Szydło, A. (2004). The distribution of agglutinated foraminifera in the CieszynBasin, Polish Outer Carpathians. In *Proceedings of the Sixth InternationalWorkshop on Agglutinated Foraminifera. Grzybowski Foundation SpecialPublication*, vol. 8, pp. 461-470.
- Talib, A., & Bhalla, S. N.(2006b).Affinity & Palaeobiogeography of Middleto Upper Jurassic Foraminifera from Jhurio Hill, Kutch, Gujarat. *GondwanaGeological Magazine*, vol. 21, no. 2, pp. 95-102.
- Talib, A., & Gaur, K. N. (2005). Foraminiferal Palaeoecology, Microfacies and Palaeoenvironment of the Middle-Upper Jurassic Sequence, Jumara Hills. Western Kutch, Gujarat. *Indian Journal Petroleum Geology*, 14(2), 9-21.
- Talib,A.,& Gaur, K. N. (2008). Affinity & Palaeobiogeographic implication ofMiddle to Late Jurassic foraminifera from Jumara Hill, Kutch, India. *NeuesJahrbuch für Geologie und Paläontologie-Abhandlungen*,247/3,313-323, 95-102.
- Talib, A., Gaur, K. N., Singh, Y. P., Wasim S. M., &Anjum, S. (2012a). Some Foraminiferal Texa in the Middle to late Jurassic Sediment of Kaiya Dome, Kutch. *Journal of Geological Society of India*, 79(5), 161-168.
- Talib. A., Gaur. K. N., Sisodia, A. K., Bhat, A. B., & Irshad, R. (2012b). Foraminifera from Jurassic Sediment of Keera Dome, Kutch. *Journal of Geological Society of India*, 80(5), 667-675.
- Talib, A., Upadhyay, G., &Haseen, M. (2014). Jurassic foraminifera from Jajiya Member, Jaisalmer Formation, Western Rajasthan. *Journal of Geological Society of India*, 83(1),38-46
- Talib, A., Wasim, S. M., & Sharma, B. (2016a). Benthic Foraminifera from Black Limestone Member, Habo Formation, Habo Dome, Kutch: Age and Palaeoecologic Implications, *Arabian Journal of Geoscience*.9(262), 1-13.
- Talib, A., Wasim, S. M., Sabeeha & Arkan, M. (2016b). Jurassic Foraminifera from Dharang Member, Habo Formation, Habo Dome, Kutch - Systematics, Age and Palaeoecological Implications, *Journal of Systematic Palaeontology*, 15(5),403-426.
- Tyszką, J. (1994). Response of Middle Jurassic foraminiferal morphogroups to dysoxic/anoxic conditions in the PieninyKlippen Basin, Polish Carpathians. *Palaeogeography, Palaeoclimatology, Palaeoecology*.110, 55-81.
- Valchev, B. (2003). On the potential of small benthic foraminifera as paleoecological indicators, Recent advance. 50 years University of Mining and Geology "st. Ivan Rilski", *Geology and Geophysics, Sofia*, 46(1), 189-194.
- Wasim, S. M., Singh Y. P., Ansari, A. H.,&Prakasan, M. (2017). Foraminifera from Middle Jurassic sediments of Jara Dome, Kutch, Gujarat - Age and Paleoecologic Implications; *Prof. Bhalla Commemorative Volume Scientific Publishers* (India), 191-210.
- Wasim, S. M., Reolid, M., Talib, A., & Alvi, S.H. (2020). Callovian–Oxfordian Benthic Foraminifera from Ler Dome, Kutch Basin, (Gujarat, India): Systematic, Ecostratigraphy and Palaeoenvironmental Reconstruction. *RivistaItaliana di Paleontologia e Stratigrafia (Research in Paleontology & Stratigraphy)*. 126 (2), 315-362.
- Wasim, S.M., Talib, A., & Alvi. S.H. (2021). Systematics, age, paleoecology and paleobiogeography of Middle to Late Jurassic benthic foraminiferal assemblages from Jumara Dome, Kutch, Gujarat, India. *journal of Micropaleontology* 67(1), 73-104.
- Winiowski, T. (1890). Microfauna of the Ornatus Clay in the vicinity of Krakow, Part 1, Foraminifera of the Upper Callovian of Grojec [in Polish]. *PamitnikAkademiiUmiejtnoci w Krakowie, WydzialMatematyczno-Przyrodniczy*, 17, 181-242.
