


Government eProcurement System		eProcurement System Government of India	
		Tender Details	
		Date : 15-Oct-2022 12:02 PM	
		 Print	
Basic Details			
Organisation Chain	Banaras Hindu University		
Tender Reference Number	BHU/DENT/EQUIP/2022/01		
Tender ID	2022_BHU_708216_2		
Tender Type	Open Tender	Form of contract	Turn-key
Tender Category	Goods	No. of Covers	2
General Technical Evaluation Allowed	No	ItemWise Technical Evaluation Allowed	Yes
Payment Mode	Offline	Is Multi Currency Allowed For BOQ	No
Is Multi Currency Allowed For Fee	No	Allow Two Stage Bidding	No
Payment Instruments		Cover Details, No. Of Covers - 2	
Offline	S.No	Instrument Type	
	1	Bank Guarantee	
	2	Demand Draft	
	3	R-T-G-S	
	4	FDR	
	5	NEFT	
Cover No	Cover	Document Type	Description
1	Fee/PreQual/Technical	.pdf	Scanned Copy of Tender Forms (Techno Commercial Un-Priced Bid and Tender Acceptance Letter)
		.pdf	Scanned Copy of Completion Schedules
		.pdf	Scanned Copy of Bid Security/EMD
		.pdf	Scanned Copy of written confirmation authorizing the signatory of the Bid to commit the Bidder
		.pdf	Scanned Copy of Documentary evidence for Bidder qualification and Bidder eligibility
		.pdf	Scanned Copy of documentary evidence for Goods are of eligible origin
		.pdf	Scanned Copy of Prequalification Details as per



Government eProcurement System

			Section IV
		.pdf	Checklist for Bid/Tender Submission
		.pdf	Technical Bid and Technical compliance statement
2	Finance	.pdf	Scanned Copy of Tender form (Priced Bid)
		.xls	BOQ
		.pdf	Scanned copy of item wise breakup of price bid

Tender Fee Details, [Total Fee in ₹ * - 0.00]

Tender Fee in ₹	0.00		
Fee Payable To	Nil	Fee Payable At	Nil
Tender Fee Exemption Allowed	No		

EMD Fee Details

EMD Amount in ₹	2,10,000	EMD through BG/ST or EMD Exemption Allowed	Yes
EMD Fee Type	percentage	EMD Percentage	2.0%
EMD Payable To	Registrar Banaras Hindu University	EMD Payable At	Varanasi

[Click to view modification history](#)

Work / Item(s)

Title	Supply of Extra Oral X Ray system for dental 3D imaging including dedicated 2D PAN and CEPH Modalities (CONEBEAM COMPUTED TOMOGRAPHY/CBCT) under Turnkey project				
Work Description	Supply of Extra Oral X Ray system for dental 3D imaging including dedicated 2D PAN and CEPH Modalities (CONEBEAM COMPUTED TOMOGRAPHY/CBCT) under Turnkey project				
Pre Qualification Details	Please refer Tender documents.				
Independent External Monitor/Remarks	NA				
Show Tender Value in Public Domain	Yes				
Tender Value in ₹	1,05,00,000	Product Category	Medical Equipments/Waste	Sub category	Supply of Extra Oral X Ray system for dental 3D im
Contract Type	Tender	Bid Validity(Days)	120	Period Of Work (Days)	60
Location	Faculty of Dental Sciences IMS BHU Varanasi	Pincode	221005	Pre Bid Meeting Place	Faculty of Dental Sciences IMS BHU
Pre Bid Meeting Address	Faculty of Dental Sciences IMS BHU	Pre Bid Meeting Date	22-Oct-2022 02:00 PM	Bid Opening Place	Committee Room Director IMS BHU
Should Allow NDA Tender	No	Allow Preferential Bidder	No		

Critical Dates

Publish Date	15-Oct-2022 05:00 PM	Bid Opening Date	17-Nov-2022 03:00 PM
--------------	----------------------	------------------	----------------------

Document Download / Sale Start Date	15-Oct-2022 05:00 PM	Document Download / Sale End Date	15-Nov-2022 05:00 PM
Clarification Start Date	15-Oct-2022 05:00 PM	Clarification End Date	20-Oct-2022 05:00 PM
Bid Submission Start Date	27-Oct-2022 05:00 PM	Bid Submission End Date	15-Nov-2022 05:00 PM

Tender Documents

NIT Document	S.No	Document Name	Description	Document Size (in KB)
	1	Tendernotice_1.pdf	NIT	295.48

Work Item Documents	S.No	Document Type	Document Name	Description	Document Size (in KB)
	1	BOQ	BOQ_755393.xls	BOQ	280.50
	2	Tender Documents	tenderdocument.pdf	Supply of Extra Oral X Ray system for dental 3D imaging including dedicated 2D PAN and CEPH Modalities (CONEBEAM COMPUTED TOMOGRAPHY/CBCT) under Turnkey project	1053.71

Bid Openers List

S.No	Bid Opener Login Id	Bid Opener Name	Certificate Name
1.	dvgtex@gmail.com	DUVVURI VLKDP VENUGOPAL	DUVVURI VLKDP VENUGOPAL
2.	sanjaydrbhu@gmail.com	Sanjay Kumar	SANJAY KUMAR
3.	ncpbhu@rediffmail.com	NARESH CHANDRA PANDEY	NARESH CHANDRA PANDEY
4.	c.ratnabhu@gmail.com	Ratna Choudhary	RATNA CHOUDHARY

GeMARPTS Details

GeMARPTS ID	B9R3H2PL38MV
Description	Supply of Extra Oral X Ray system for dental 3D imaging including dedicated 2D PAN and CEPH Modalities (CONEBEAM COMPUTED TOMOGRAPHY/CBCT) under Turnkey project
Report Initiated On	15-Oct-2022
Valid Until	14-Nov-2022

Tender Properties


Auto Tendering Process allowed	No	Show Technical bid status	Yes
Show Finance bid status	Yes	Show Bids Details	Yes
BoQ Comparative Chart model	Normal	BoQ Comparative chart decimal places	2
BoQ Comparative Chart Rank Type	L	Form Based BoQ	No


Tender Inviting Authority

Name	Dean
Address	Faculty of Dental Sciences, Institute of Medical Sciences, BHU Ph 05422368547 Moblie 9415087360 Email deanheaddentistryATgmail.com

Tender Creator Details

Created By	NARESH CHANDRA PANDEY
------------	-----------------------

	Designation	AC-280
	Created Date	15 Oct 2022 11:31 AM


15/10/22
संकायप्रमुख एवं विभागाध्यक्ष
Dean & Head
दन्त चिकित्सा विज्ञान संकाय
Faculty of Dental Sciences
आई०एम०एस०, बी०एच०यू०, वाराणसी-221005
I.M.S., B.H.U., Varanasi-221005